


Weighing Beams/U-Weighing Bridges/Stainless Steel Platforms KERN KFA · KFU · KFP



7 KERN KFA-V20 Weighing Beams

Features

- Weighing beams and painted steel base
- 4 load cells, alloy steel, silicone-coated, IP67
- Levelling feet for precise levelling of the weighing beams
- Connection cable, length 5 m
- **D** Image below: Version up to 6 t available. Each weighing beam has a roller and handle for easy transport of the scale (KERN KFA-L)
- **Special feature:** model with short weighing beams, ideal for weighing compact items or animals in transport boxes
 - ▶ KERN KFA-600V20S
- Accessories see KERN UFA, page 127



8 KERN KFU-V20/V30 U-Weighing Bridge

Features

- Load range: painted steel (V20), stainless steel (V30) height 90 mm
- 4 load cells, alloy steel, silicone-coated, IP67, OIML-R60-approval for verification, class III, 3000 e
- 2 rollers and handle for easy transport of the scale
- Accessories KFU-V20 see KERN UFB, page 130
- Accessories KFU-V30 see KERN UFN, page 131



9 KERN KFP-V30 Platform


Features

- Stainless steel-weighing plate, **E** Stainless steel substructure
- 1 load cell, Stainless steel, silicone-coated, IP67, OIML-approved, class III, 3000 e
- Level indicator and levelling feet for precise levelling of the scale




Model	Weighing range [Max] kg	Readability [d] g	Verification value [e] g	Min. load [Min] g	Cable length approx. m	Net weight approx. kg	Weighing plate W×D×H mm
7 Weighing beams KFA-V20							
KFA 600V20S*	600	200	-	-	5	30	800×120×100
KFA 1500V20*	1500	500	-	-	5	36	1200×120×100
KFA 3000V20*	3000	1000	-	-	5	36	1200×120×100
KFA 3000V20L*	3000	1000	-	-	5	65	2000×120×100
KFA 6000V20*	6000	2000	-	-	5	85	1200×160×80
KFA 6000V20L*	6000	2000	-	-	5	125	2100×160×85
8 U-Weighing bridge KFU-V20							
KFU 600V20M	600	200	200	4000	5	55	840×1350×90
KFU 1500V20M	1500	500	500	10000	5	55	840×1350×90
8 Stainless steel U-Weighing bridge KFU-V30							
KFU 1500V30M*	1500	500	500	10000	5	55	840×1350×90
9 Stainless steel platform KFP-V30							
KFP 15V30M	15	1	5	100	2,5	5,0	300×240×100
KFP 30V30SM	30	10	10	200	2,5	5,0	300×240×100
KFP 30V30M	30	1	10	200	2,5	10	400×300×128
KFP 60V30M	60	2	20	400	2,5	10	400×300×128
KFP 60V30LM	60	5	20	400	2,5	10	500×400×137
KFP 60V30XLM	60	5	20	400	2,5	22	650×500×142
KFP 150V30SM	150	10	50	1000	2,5	10	400×300×128
KFP 150V30M	150	10	50	1000	2,5	10	500×400×137
KFP 150V30LM	150	10	50	1000	2,5	22	650×500×135
KFP 300V30M	300	20	100	2000	2,5	22	650×500×135

D * ONLY WHILE STOCKS LAST!

 **Internal adjusting**
Quick setting up of the balance's accuracy with internal adjusting weight (motordriven)

 **Adjusting program CAL**
For quick setting up of the balance's accuracy. External adjusting weight required

 **EasyTouch**
Suitable for the connection, data transmission and control through PC or tablet

 **Memory**
Balance memory capacity, e.g. for article data, weighing data, tare weights, PLU etc.


 **Alibi memory**
Secure, electronic archiving of weighing results, complying with the 2014/31/EU standard.


 **KERN Universal Port (KUP)**
allows the connection of external KUP interface adapters, e.g. RS-232, RS-485, SB, Bluetooth, WIFI, Analogue, Ethernet etc. for the exchange of data and control commands, without installation effort


 **RS-232 Data interface**
To connect the balance to a printer, PC or network


 **RS-485 Data interface**
To connect the balance to a printer, PC or other peripherals. Suitable for data transfer over large distances. Network in bus topology is possible


 **USB Data interface**
To connect the balance to a printer, PC or other peripherals


 **Bluetooth* Data interface**
To transfer data from the balance to a printer, PC or other peripherals


 **WIFI Data interface**
To transfer data from the balance to a printer, PC or other peripherals

 **Control outputs**
(optocoupler, digital I/O)
To connect relays, signal lamps, valves, etc.

 **Analogue interface**
to connect a suitable peripheral device for analogue processing of the measurements

 **Interface for second balance**
For direct connection of a second balance

 **Network interface**
For connecting the scale to an Ethernet network

 **KERN Communication Protocol (KCP)**
It is a standardized interface command set for KERN balances and other instruments, which allows retrieving and controlling all relevant parameters and functions of the device. KERN devices featuring KCP are thus easily integrated with computers, industrial controllers and other digital systems

 **GLP/ISO log intern**
The balance displays weight, date and time, independent of a printer connection

 **GLP/ISO log Printer**
With weight, date and time. Only with KERN printers.

 **Piece counting**
Reference quantities selectable. Display can be switched from piece to weight

 **Recipe level A**
The weights of the recipe ingredients can be added together and the total weight of the recipe can be printed out


 **Recipe level B**
Internal memory for complete recipes with name and target value of the recipe ingredients. User guidance through display


 **Totalising level A**
The weights of similar items can be added together and the total can be printed out


 **Percentage determination**
Determining the deviation in % from the target value (100 %)


 **Weighing units**
Can be switched to e.g. nonmetric units. See balance model. Please refer to KERN's website for more details


 **Weighing with tolerance range (Checkweighing)**
Upper and lower limiting can be programmed individually, e.g. for sorting and dosing. The process is supported by an audible or visual signal, see the relevant model


 **Hold function**
(Animal weighing program)
When the weighing conditions are unstable, a stable weight is calculated as an average value


 **Protection against dust and water splashes IPxx**
The type of protection is shown in the pictogram

 **Suspended weighing**
Load support with hook on the underside of the balance


 **Battery operation**
Ready for battery operation. The battery type is specified for each device


 **Rechargeable battery pack**
Rechargeable set


 **Universal plug-in power supply**
with universal input and optional input socket adapters for
A) EU, CH, GB
B) EU, CH, GB, US
C) EU, CH, GB, US, AUS


 **Plug-in power supply**
230V/50Hz in standard version for EU, CH. On request GB, USA or AUS version available


 **Integrated power supply unit**
Integrated in balance. 230V/50Hz standard EU. More standards e.g. GB, USA or AUS on request


 **Weighing principle Strain gauges**
Electrical resistor on an elastic deforming body


 **Weighing principle Tuning fork**
A resonating body is electromagnetically excited, causing it to oscillate


 **Weighing principle Electromagnetic force compensation**
Coil inside a permanent magnet. For the most accurate weighings


 **Weighing principle Single cell technology**
Advanced version of the force compensation principle with the highest level of precision

 **Conformity Assessment**
The time required for conformity assessment is specified in the pictogram

 **DAkkS calibration possible (DKD)**
The time required for DAkkS calibration is shown in days in the pictogram

 **Factory calibration (ISO)**
The time required for Factory calibration is shown in days in the pictogram

 **Package shipment**
The time required for internal shipping preparations is shown in days in the pictogram

 **Pallet shipment**
The time required for internal shipping preparations is shown in days in the pictogram

* The Bluetooth® word mark and logos are registered trademarks owned by Bluetooth SIG, Inc. and any use of such marks by KERN & SOHN GmbH is under license. Other trademarks and trade names are those of their respective owners.