

Platforms KERN KBP · KFP · KXP



NEW



1 KERN KBP-V20 IP65

Platform

Features

- Stainless steel-weighing plate, **A** Painted steel base
- 1 load cell, aluminium, silicone-coated, IP65, OIML-R60-approved, class III, 3000 e
- Level indicator and levelling feet for precise levelling of the scale, fitted as standard
- Preparation for easy assembly of the ESD earthing kit on the weighing bridge



STANDARD

IP 65 1 DAY 2 DAYS

KPB 600



2 KERN KFP-V20 IP65

Platform

Features

- Stainless steel-weighing plate, **B** Painted steel base
- 1 load cell, aluminium, silicone-coated, IP65, OIML-R60-approved, class III, 3000 e
- Level indicator and levelling feet for precise levelling of the scale, fitted as standard



STANDARD

IP 65 1 DAY 2 DAYS

KPB 600



3 KERN KXP-V20 IP65

Platform

Features

- Stainless steel-weighing plate, **C** Painted steel base, extremely rigid, wing design
- 1 load cell, aluminium, silicone-coated, IP65, OIML-R60-approved, class III, 3000 e
- Level indicator and levelling feet for precise levelling of the scale, fitted as standard



STANDARD

IP 65 1 DAY

FACTORY

M


Model	Weighing capacity	Readability	Verification value	Minimal load	Cable length	Net weight	Weighing plate
1 Platform KBP-V20 IP65							
KBP 6V20LM	3 6	0,2	1 2	20 40	2,5	3,8	300×300×110
KBP 15V20M	6 15	0,5	2 5	40 100	2,5	3,8	300×240×110
KBP 15V20LM	6 15	0,5	2 5	40 100	2,5	7	400×300×110
KBP 30V20M	15 30	1	5 10	100 200	2,5	7	400×300×110
KBP 60V20M	30 60	2	10 20	200 400	2,5	7	400×300×110
KBP 60V20LM	30 60	2	10 20	200 400	2,5	10	500×400×120
KBP 150V20M	60 150	5	20 50	400 1000	2,5	10	500×400×120
KBP 150V20LM	60 150	5	20 50	400 1000	2,5	19	650×500×150
KBP 300V20M	150 300	10	50 100	1000 2000	2,5	19	650×500×150
KBP 600V20M	300 600	20	100 200	2000 4000	2,5	42	800×600×200
2 Platform KFP-V20 IP65							
KFP 3V20M	3	0,1	1	20	2,5	3,4	230×230×103
KFP 6V20M	6	0,2	1 2	20 40	2,5	4,4	230×230×103
KFP 6V20LM	6	0,2	1 2	20 40	2,5	3,8	300×240×105
KFP 15V20M	6 15	0,5	2 5	40 100	2,5	3,8	300×240×105
KFP 15V20LM	6 15	0,5	2 5	40 100	2,5	7	400×300×114
KFP 30V20SM	15 30	1	5 10	100 200	2,5	3,8	300×240×105
KFP 30V20M	15 30	1	5 10	20	2,5	7	400×300×114
KFP 30V20LM	15 30	1	5 10	20	2,5	10	500×400×124
KFP 60V20M	30 60	2	10 20	200 400	2,5	7	400×300×114
KFP 60V20LM	30 60	2	10 20	200 400	2,5	10	500×400×124
KFP 150V20M	60 150	5	20 50	400 1000	2,5	10	500×400×124
KFP 150V20LM	60 150	5	20 50	400 1000	2,5	19	650×500×136
KFP 300V20M	150 300	10	50 100	1000 2000	2,5	19	650×500×136
KFP 600V20AM	600	20	200	4000	2,5	42	800×600×189
3 Platform KXP-V20 IP65							
KXP 6V20LM*	3 6	0,2	1 2	20 40	3	3,8	300×240×90
KXP 15V20M*	6 15	0,5	2 5	40 100	3	6	300×240×90
KXP 15V20LM*	6 15	0,5	2 5	40 100	3	8	400×300×90
KXP 30V20M*	15 30	1	5 10	100 200	3	8	400×300×90
KXP 30V20LM*	15 30	1	5 10	100 200	3	22	500×400×125
KXP 60V20M*	30 60	2	10 20	200 400	3	11	400×300×90
KXP 60V20LM*	30 60	2	10 20	200 400	3	17	500×400×125
KXP 150V20M*	60 150	5	20 50	400 1000	3	18	500×400×125
KXP 150V20LM*	60 150	5	20 50	400 1000	3	34	650×500×135
KXP 300V20M*	150 300	10	50 100	1000 2000	3	34	650×500×135

* ONLY WHILE STOCKS LAST! **NEW** New model


 **Internal adjusting**
Quick setting up of the balance's accuracy with internal adjusting weight (motordriven)


 **Adjusting program CAL**
For quick setting up of the balance's accuracy. External adjusting weight required


 **EasyTouch**
Suitable for the connection, data transmission and control through PC or tablet

 **Memory**
Balance memory capacity, e.g. for article data, weighing data, tare weights, PLU etc.


 **Alibi memory**
Secure, electronic archiving of weighing results, complying with the 2014/31/EU standard.


 **KERN Universal Port (KUP)**
allows the connection of external KUP interface adapters, e.g. RS-232, RS-485, SB, Bluetooth, WIFI, Analogue, Ethernet etc. for the exchange of data and control commands, without installation effort


 **RS-232 Data interface**
To connect the balance to a printer, PC or network


 **RS-485 Data interface**
To connect the balance to a printer, PC or other peripherals. Suitable for data transfer over large distances. Network in bus topology is possible

 **USB Data interface**
To connect the balance to a printer, PC or other peripherals


 **Bluetooth* Data interface**
To transfer data from the balance to a printer, PC or other peripherals


 **WIFI Data interface**
To transfer data from the balance to a printer, PC or other peripherals


 **Control outputs**
(optocoupler, digital I/O)
To connect relays, signal lamps, valves, etc.


 **Analogue interface**
to connect a suitable peripheral device for analogue processing of the measurements


 **Interface for second balance**
For direct connection of a second balance


 **Network interface**
For connecting the scale to an Ethernet network


 **KERN Communication Protocol (KCP)**
It is a standardized interface command set for KERN balances and other instruments, which allows retrieving and controlling all relevant parameters and functions of the device. KERN devices featuring KCP are thus easily integrated with computers, industrial controllers and other digital systems


 **GLP/ISO log intern**
The balance displays weight, date and time, independent of a printer connection


 **GLP/ISO log Printer**
With weight, date and time. Only with KERN printers.


 **Piece counting**
Reference quantities selectable. Display can be switched from piece to weight


 **Recipe level A**
The weights of the recipe ingredients can be added together and the total weight of the recipe can be printed out

 **Recipe level B**
Internal memory for complete recipes with name and target value of the recipe ingredients. User guidance through display


 **Totalising level A**
The weights of similar items can be added together and the total can be printed out


 **Percentage determination**
Determining the deviation in % from the target value (100 %)


 **Weighing units**
Can be switched to e.g. nonmetric units. See balance model. Please refer to KERN's website for more details


 **Weighing with tolerance range (Checkweighing)**
Upper and lower limiting can be programmed individually, e.g. for sorting and dosing. The process is supported by an audible or visual signal, see the relevant model


 **Hold function**
(Animal weighing program)
When the weighing conditions are unstable, a stable weight is calculated as an average value


 **Protection against dust and water splashes IPxx**
The type of protection is shown in the pictogram

 **Suspended weighing**
Load support with hook on the underside of the balance


 **Battery operation**
Ready for battery operation. The battery type is specified for each device


 **Rechargeable battery pack**
Rechargeable set


 **Universal plug-in power supply**
with universal input and optional input socket adapters for
A) EU, CH, GB
B) EU, CH, GB, US
C) EU, CH, GB, US, AUS


 **Plug-in power supply**
230V/50Hz in standard version for EU, CH. On request GB, USA or AUS version available

 **Integrated power supply unit**
Integrated in balance. 230V/50Hz standard EU. More standards e.g. GB, USA or AUS on request


 **Weighing principle Strain gauges**
Electrical resistor on an elastic deforming body


 **Weighing principle Tuning fork**
A resonating body is electromagnetically excited, causing it to oscillate


 **Weighing principle Electromagnetic force compensation**
Coil inside a permanent magnet. For the most accurate weighings


 **Weighing principle Single cell technology**
Advanced version of the force compensation principle with the highest level of precision

 **Conformity Assessment**
The time required for conformity assessment is specified in the pictogram

 **DAkkS calibration possible (DKD)**
The time required for DAkkS calibration is shown in days in the pictogram

 **Factory calibration (ISO)**
The time required for Factory calibration is shown in days in the pictogram

 **Package shipment**
The time required for internal shipping preparations is shown in days in the pictogram

 **Pallet shipment**
The time required for internal shipping preparations is shown in days in the pictogram

* The Bluetooth® word mark and logos are registered trademarks owned by Bluetooth SIG, Inc. and any use of such marks by KERN & SOHN GmbH is under license. Other trademarks and trade names are those of their respective owners.